

Vertical Air Receivers

60 to 5,000 Litres
1,080 to 1,620 kPa



FUSHENG

Fusheng offers a popular range of vertical air receivers that are specifically designed for use in industrial compressed air systems. These premium grade pressure vessels are exclusively made in our own factory that is ISO 9001 quality system certified.



Customers can save time and money when purchasing a vertical air receiver by selecting from our extensive stock of competitively priced pressure vessels. They are available for immediate delivery off-the-shelf in Australia already finish painted and fully crated.

Features and Benefits

- Designed and manufactured in accordance with Australian Standard AS 1210-2010.
- Manufacturer's Data Report provided in accordance with AS 4458-1997 (R2016).
- WH&S Registered Design approved for workplace use in all Australian States and Territories.
- Industry preferred socket sizes and placement. Reinforced vessel support attachments.
- Dual inlet and outlet ports allow efficient installation with the shortest piping runs.
- External surfaces abrasive blast cleaned, primed and finish coated in two-pack polyurethane paint.
- Dulux® Process Blue colour indicates compressed air content in accordance with AS 1345-1995.
- Individually packed in a horizontal position inside a full timber crate with plastic bag dust cover.
- Design optimised for ease and safety of handling, transport, storage and installation.




Dished End Forming ≤ 1,240 Litres



Dished End Surface Finish ≤ 1,240 Litres



Dished End Flanging 2,400 & 5,000 Litres



Dished End Surface Finish 2,400 & 5,000 Litres



Longitudinal Joint Welding



Hydrostatic Pressure Testing



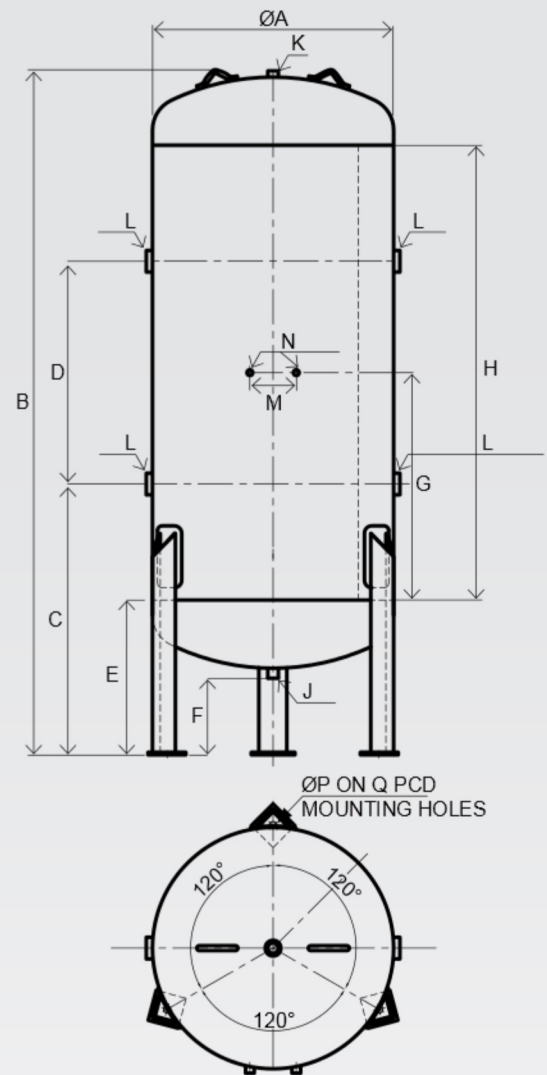
Spray Painting



Timber Crate Packaging



Standard Pallet Racking Storage
≤ 1,240 Litres



Air Receiver Specifications

Product Code	Volume	Design Pressure		Dimensions & Weight															
				A	B	C	D	E	F	G	H	J	K	L	M	N	P	Q	Wt.
	Litres	kPa	psi	mm	mm	mm	mm	mm	mm	mm	mm	inch	inch	inch	mm	inch	mm	mm	kg
FS V60-1485	60	1,485	215	325	1,115	515	350	365	249	750	650	1/2	N/A	3/4	120	1/4	14	300	33
FS V150-1235	150	1,235	179	390	1,700	750	450	375	254	620	1,200	1/2	3/4	1-1/2	150	1/2	14	388	68
FS V150-1620	150	1,620	235	390	1,700	750	450	375	254	620	1,200	1/2	3/4	1-1/2	150	1/2	14	388	81
FS V300-1215	300	1,215	176	490	2,040	755	780	405	254	800	1,480	1/2	3/4	1-1/2	150	1/2	14	505	126
FS V300-1505	300	1,505	218	490	2,040	755	780	405	254	800	1,480	1/2	3/4	1-1/2	150	1/2	14	505	149
FS V530-1215	530	1,215	176	640	2,140	820	750	445	254	750	1,500	1/2	3/4	2	150	1/2	18	645	205
FS V820-1220	820	1,220	177	780	2,215	875	720	500	250	735	1,470	3/4	3/4	2	150	1/2	18	785	334
FS V820-1560	820	1,560	226	780	2,215	875	720	500	250	735	1,470	3/4	3/4	2	150	1/2	18	785	415
FS V1240-1100	1,240	1,100	160	975	2,213	889	690	514	245	720	1,440	3/4	1	2	150	3/4	18	967	468
FS V1240-1395	1,240	1,395	202	975	2,213	889	690	514	245	720	1,440	3/4	1	2	150	3/4	18	967	548
FS V2400-1080	2,400	1,080	157	1,160	2,870	1,015	1,100	615	245	900	1,900	1	1	3 E	200	1	20	1,145	858
FS V5000-1145	5,000	1,145	166	1,455	3,705	1,095	1,780	695	245	900	2,580	1	1	4 E	250	1	20	1,430	1,657

- Compressed air 0-100°C. Compressed nitrogen 0-90°C.
- Inspection openings and nameplate not shown for clarity.
- All sockets are BSPP (British Standard Pipe Parallel).

- All flanges are Table E per AS 2129-2000 (R2016).
- Stationary applications only.
- Earthquake and wind loading design criteria available upon request.

Accessories

WH&S regulations stipulate that each air receiver must be fitted with a safety valve, pressure gauge and drain valve. These items can be purchased in a model-specific accessory kit.

Any unused inlet or outlet port can be closed off with a threaded plug or bolted blank flange.


Colour-matched touch up paint in a handy pressure pack is ideal for repairing any minor chips or scratches to preserve the vessel's appearance and corrosion protection.



Touch Up Paint



Plug & O-Ring



Blank Flange & Gasket

Accessory Kit Specifications

Product Code		Safety Valve					Pressure Gauge		Auto Drain Valve		Manual Drain Valve	
Auto-Float Drain Valve Kit	Manual Drain Valve Kit	Pressure		Flowrate		Size	Scale	Dial Dia.	Inlet	Outlet	Inlet	Outlet
		kPa	psi	m³/min	cfm	inch	kPa	mm	inch	inch	inch	inch
N/A	GM V60-1485-K	1,400	203	4.98	176	1/4	2,500	63	N/A	N/A	1/2	1/2
GM V150-1235-ADK	GM V150-1235-K	1,100	159	8.30	293	1/2	1,600	80	1/2	1/8	1/2	1/2
GM V300-1215-ADK	GM V300-1215-K	1,100	159	8.30	293	1/2	1,600	80	1/2	1/8	1/2	1/2
GM V530-1215-ADK	GM V530-1215-K	1,100	159	8.30	293	1/2	1,600	80	1/2	1/8	1/2	1/2
GM V820-1220-ADK	GM V820-1220-K	1,100	159	8.30	293	1/2	1,600	80	1/2	1/8	3/4	3/4
N/A	GM V150-1620-K	1,400	203	10.42	368	1/2	2,500	80	N/A	N/A	1/2	1/2
N/A	GM V300-1505-K	1,400	203	10.42	368	1/2	2,500	80	N/A	N/A	1/2	1/2
N/A	GM V820-1560-K	1,400	203	10.42	368	1/2	2,500	80	N/A	N/A	3/4	3/4
GM V1240-1100-ADK	GM V1240-1100-K	1,100	159	17.98	635	3/4	1,600	80	1/2	1/8	3/4	3/4
N/A	GM V1240-1395-K	1,390	201	22.34	789	3/4	2,500	80	N/A	N/A	3/4	3/4
GM V2400-1080-ADK	GM V2400-1080-K	1,080	156	37.61	1,328	1	1,600	80	1/2	1/8	1	1
GM V5000-1145-ADK	GM V5000-1145-K	1,080	156	37.61	1,328	1	1,600	80	1/2	1/8	1	1



www.fusheng.com.au

AUTHORISED FUSHENG DEALER:

Specifications are subject to change without notice. 2020-04-21